

HT17-068

NEMA 17 High Torque Step Motor



Product Features

- 2-phase hybrid step motor
- High torque design
- Standard NEMA 17 dimensions
- Series or parallel wiring



Description






The HT17-068 two-phase stepper motor is suitable for a wide range of motion control applications. Terminated with 8 motor leads, the motor can be connected in a few different ways, including bipolar series and bipolar parallel.

Specifications

Part Number	HT17-068
Frame Size	NEMA 17
Motor Type	High torque
Part Number w/Double Shaft	NA
Part Number w/Encoder	HT17-068D-WAA
Motor Length	1.30 inches
Number of Lead Wires	8
Lead Wire Configuration	flying leads, no connector
Lead Wire/Cable Length	12 inches
Lead Wire Gauge	26 AWG
Unipolar Holding Torque	22.2 oz-in
Bipolar Holding Torque	31.4 oz-in
Step Angle	1.8 deg
Bipolar Series Current	0.67 A/phase
Bipolar Series Resistance	8.4 Ohms/phase

Bipolar Series Inductance	11.2 mH/phase
Bipolar Parallel Current	1.34 A/phase
Bipolar Parallel Resistance	2.1 Ohms/phase
Bipolar Parallel Inductance	2.8 mH/phase
Unipolar Current	1.10 A/phase
Unipolar Resistance	4.2 Ohms/phase
Unipolar Inductance	2.8 mH/phase
Rotor Inertia	4.96E-04 oz-in-sec ²
Integral Gearhead	No
Weight	0.44 lbs
Storage Temperature	-40 to 70 °C
Operating Temperature	-20 to 50 °C
Insulation Class	Class B (130 °C)
Maximum Radial Load	NA
Maximum Thrust Load	NA
Shaft Run Out	0.001 inch T.I.R. max
Radial Play	0.001 inch max w/ 1.1 lb load
End Play	0.003 inch max w/ 2.2 lb load
Perpendicularity	0.003 inches
Concentricity	0.002 inches

Downloads

Datasheet	 StepMotorWiring-8-lead-striped.pdf
2D Drawing	 HT17-068_RevH.pdf
3D Drawing	 17HT33D.igs  HT17_34mm_wWAA_encoder.igs
Speed-Torque Curves	 ST_speed-torque.pdf
Agency Approvals	There are no related agency approval documents at this time.
Application Notes	There are currently no Application Notes available for this product.