

HT17-075

NEMA 17 High Torque Step Motor



Product Features

- 2-phase hybrid step motor
- High torque design
- Standard NEMA 17 dimensions
- Series or parallel wiring



Description






The HT17-075 two-phase stepper motor is suitable for a wide range of motion control applications. Terminated with 8 motor leads, the motor can be connected in a few different ways, including bipolar series and bipolar parallel.

Specifications

Part Number	HT17-075
Frame Size	NEMA 17
Motor Type	High torque
Part Number w/Double Shaft	NA
Part Number w/Encoder	HT17-075D-WAA
Motor Length	1.85 inches
Number of Lead Wires	8
Lead Wire Configuration	flying leads, no connector
Lead Wire/Cable Length	12 inches
Lead Wire Gauge	26 AWG
Unipolar Holding Torque	44.4 oz-in
Bipolar Holding Torque	62.8 oz-in
Step Angle	1.8 deg
Bipolar Series Current	0.85 A/phase
Bipolar Series Resistance	6.6 Ohms/phase

Bipolar Series Inductance	12.0 mH/phase
Bipolar Parallel Current	1.70 A/phase
Bipolar Parallel Resistance	1.7 Ohms/phase
Bipolar Parallel Inductance	3.0 mH/phase
Unipolar Current	1.20 A/phase
Unipolar Resistance	3.3 Ohms/phase
Unipolar Inductance	3.0 mH/phase
Rotor Inertia	9.63E-04 oz-in-sec ²
Integral Gearhead	No
Weight	0.73 lbs
Storage Temperature	-40 to 70 °C
Operating Temperature	-10 to 40 °C
Insulation Class	Class B (130 °C)
Maximum Radial Load	NA
Maximum Thrust Load	NA
Shaft Run Out	0.001 inch T.I.R. max
Radial Play	0.001 inch max w/ 1.1 lb load
End Play	0.003 inch max w/ 2.2 lb load
Perpendicularity	0.003 inches
Concentricity	0.002 inches

Downloads

Datasheet	 StepMotorWiring-8-lead-striped.pdf
2D Drawing	 HT17-075_RevH.pdf
3D Drawing	 17HT47D.igs  HT17_47mm_wWAA_encoder.igs
Speed-Torque Curves	 ST_speed-torque.pdf
Agency Approvals	There are no related agency approval documents at this time.
Application Notes	There are currently no Application Notes available for this product.