

HT17-273

NEMA 17 High Torque Step Motor



Product Features

- 2-phase hybrid step motor
- High torque design
- Standard NEMA 17 dimensions
- Series or parallel wiring



Description





The HT17-273 two-phase stepper motor is suitable for a wide range of motion control applications. Terminated with 8 motor leads, the motor can be connected in a few different ways, including bipolar series and bipolar parallel.

Specifications

Part Number	HT17-273
Frame Size	NEMA 17
Motor Type	High torque
Part Number w/Double Shaft	NA
Part Number w/Encoder	HT17-273D-WAA
Motor Length	1.57 inches
Number of Lead Wires	8
Lead Wire Configuration	flying leads, no connector
Lead Wire/Cable Length	12 inches
Lead Wire Gauge	26 AWG
Unipolar Holding Torque	36.8 oz-in
Bipolar Holding Torque	51.0 oz-in
Step Angle	1.8 deg
Bipolar Series Current	0.28 A/phase
Bipolar Series Resistance	60.0 Ohms/phase

Bipolar Series Inductance	104 mH/phase
Bipolar Parallel Current	0.57 A/phase
Bipolar Parallel Resistance	15.0 Ohms/phase
Bipolar Parallel Inductance	26.0 mH/phase
Unipolar Current	0.40 A/phase
Unipolar Resistance	30.0 Ohms/phase
Unipolar Inductance	26.0 mH/phase
Rotor Inertia	8.07E-04 oz-in-sec ²
Integral Gearhead	No
Weight	0.6 lbs
Storage Temperature	-30 to 70 °C
Operating Temperature	-20 to 50 °C
Insulation Class	Class B (130 °C)
Maximum Radial Load	NA
Maximum Thrust Load	NA
Shaft Run Out	0.001 inch T.I.R. max
Radial Play	0.001 inch max w/ 1.1 lb load
End Play	0.003 inch max w/ 1.1 lb load
Perpendicularity	0.004 inches
Concentricity	0.002 inches

Downloads

Datasheet	 StepMotorWiring-8-lead-striped.pdf
2D Drawing	 HT17-273_RevB.pdf
3D Drawing	 17HT39D.igs  HT17_39mm_wWAA_encoder.igs
Speed-Torque Curves	There are currently no Speed-Torque Curves documents available for this product.
Agency Approvals	There are no related agency approval documents at this time.
Application Notes	There are currently no Application Notes available for this product.