

HT24-100

NEMA 24 High Torque Step Motor



Product Features

- 2-phase hybrid step motor
- High torque design
- Modified NEMA 23 dimensions
- 8 mm diameter output shaft



Description






The HT24-100 two-phase stepper motor is suitable for a wide range of motion control applications. It is terminated with 4 motor leads for use with bipolar stepper drives.

Specifications

Part Number	HT24-100
Frame Size	NEMA 24
Motor Type	High torque
Part Number w/Double Shaft	NA
Part Number w/Encoder	HT24-100D-ZAA
Motor Length	1.73 inches
Number of Lead Wires	4
Lead Wire Configuration	flying leads, no connector
Lead Wire/Cable Length	12 inches
Lead Wire Gauge	22 AWG
Unipolar Holding Torque	NA
Bipolar Holding Torque	123 oz-in
Step Angle	1.8 deg
Bipolar Series Current	NA

Bipolar Series Resistance	NA
Bipolar Series Inductance	NA
Bipolar Parallel Current	2.80 A/phase
Bipolar Parallel Resistance	0.73 Ohms/phase
Bipolar Parallel Inductance	1.6 mH/phase
Unipolar Current	NA
Unipolar Resistance	NA
Unipolar Inductance	NA
Rotor Inertia	3.68E-03 oz-in-sec ²
Integral Gearhead	No
Weight	1.3 lbs
Storage Temperature	-30 to 70 °C
Operating Temperature	-20 to 50 °C
Insulation Class	Class B (130 °C)
Maximum Radial Load	NA
Maximum Thrust Load	NA
Shaft Run Out	0.001 inch T.I.R. max
Radial Play	0.001 inch max w/ 1.1 lb load
End Play	0.003 inch max w/ 1.1 lb load
Perpendicularity	0.004 inches
Concentricity	0.002 inches

Downloads

Datasheet	 StepMotorWiring-4-lead.pdf
2D Drawing	 HT24-100_RevD.pdf  HT24-100D_3D.pdf
3D Drawing	 HT24-100D_44mm.igs
Speed-Torque Curves	 STR_speed-torque.pdf
Agency Approvals	There are no related agency approval documents at this time.
Application Notes	There are currently no Application Notes available for this product.