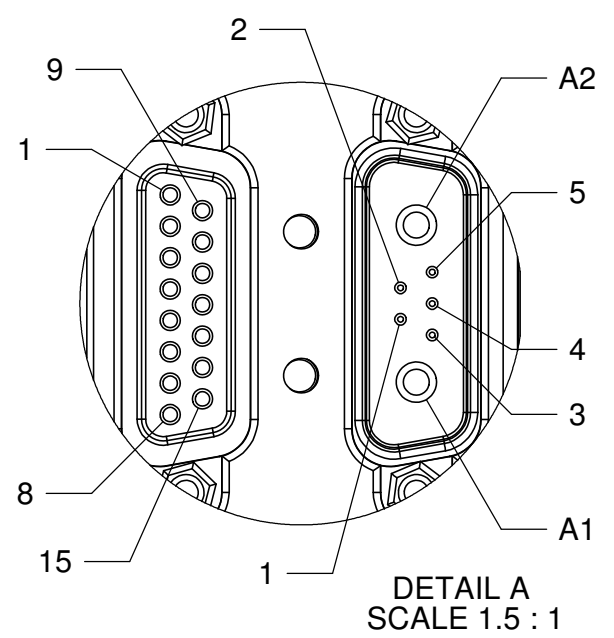
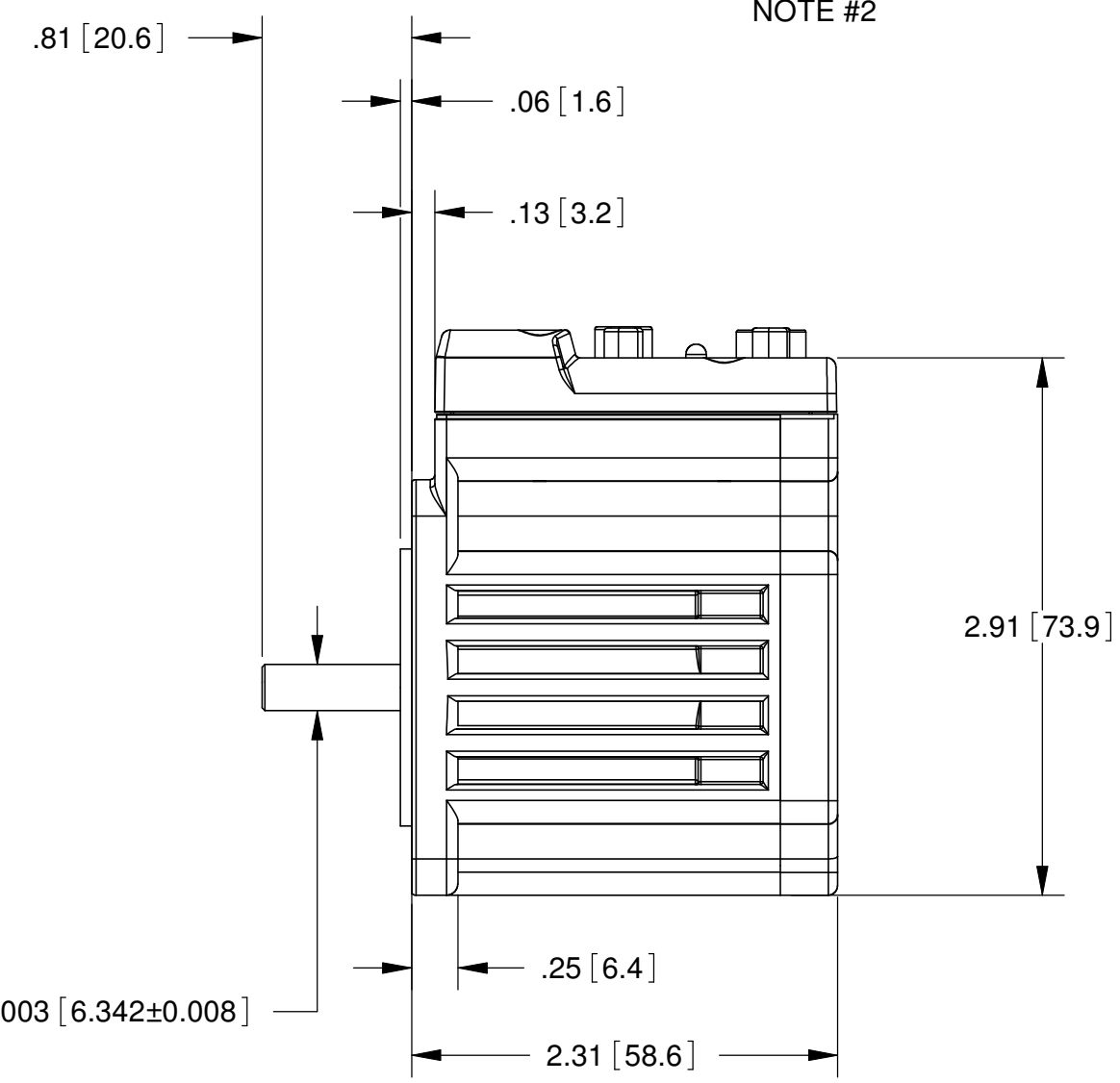
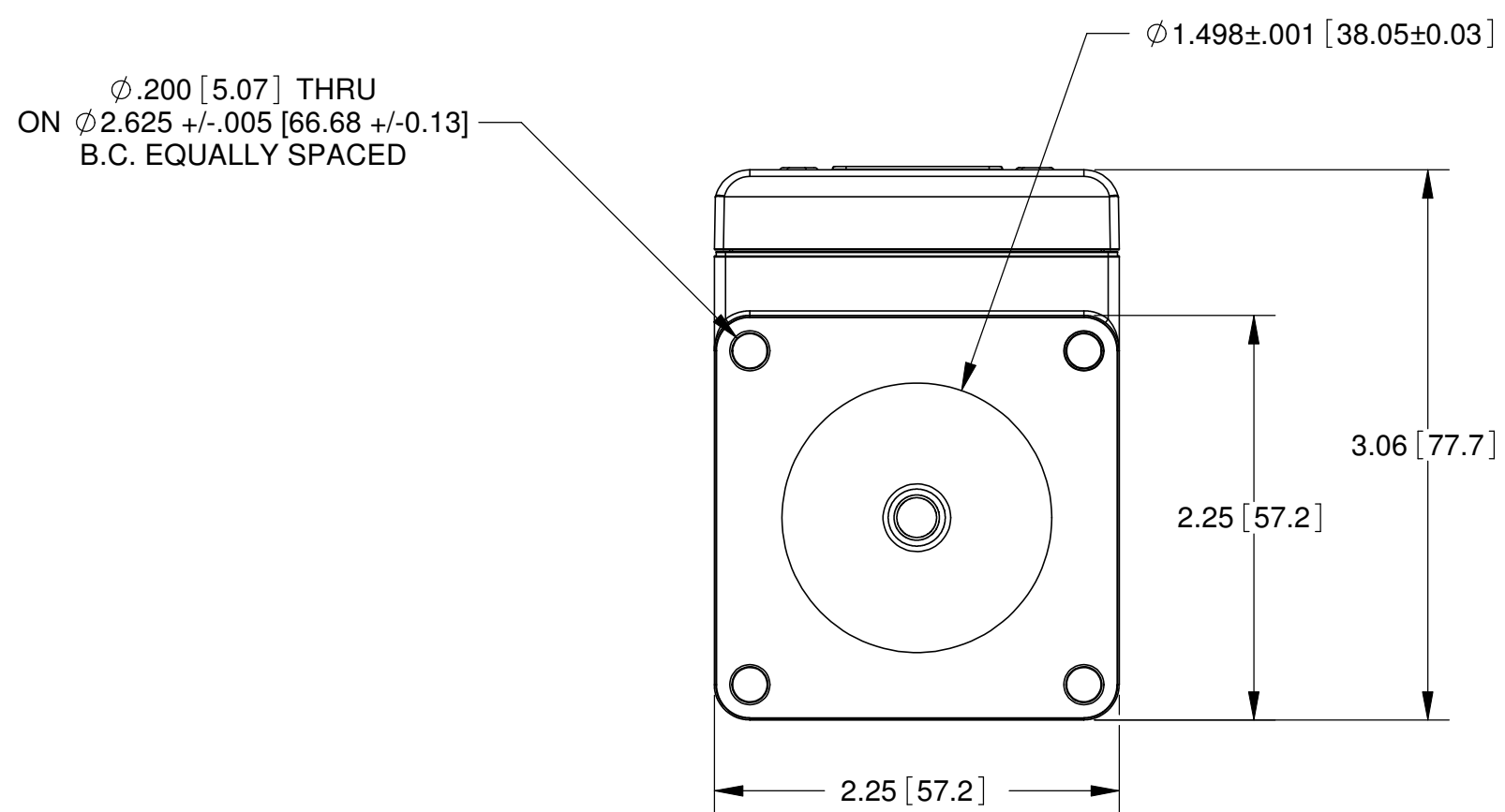
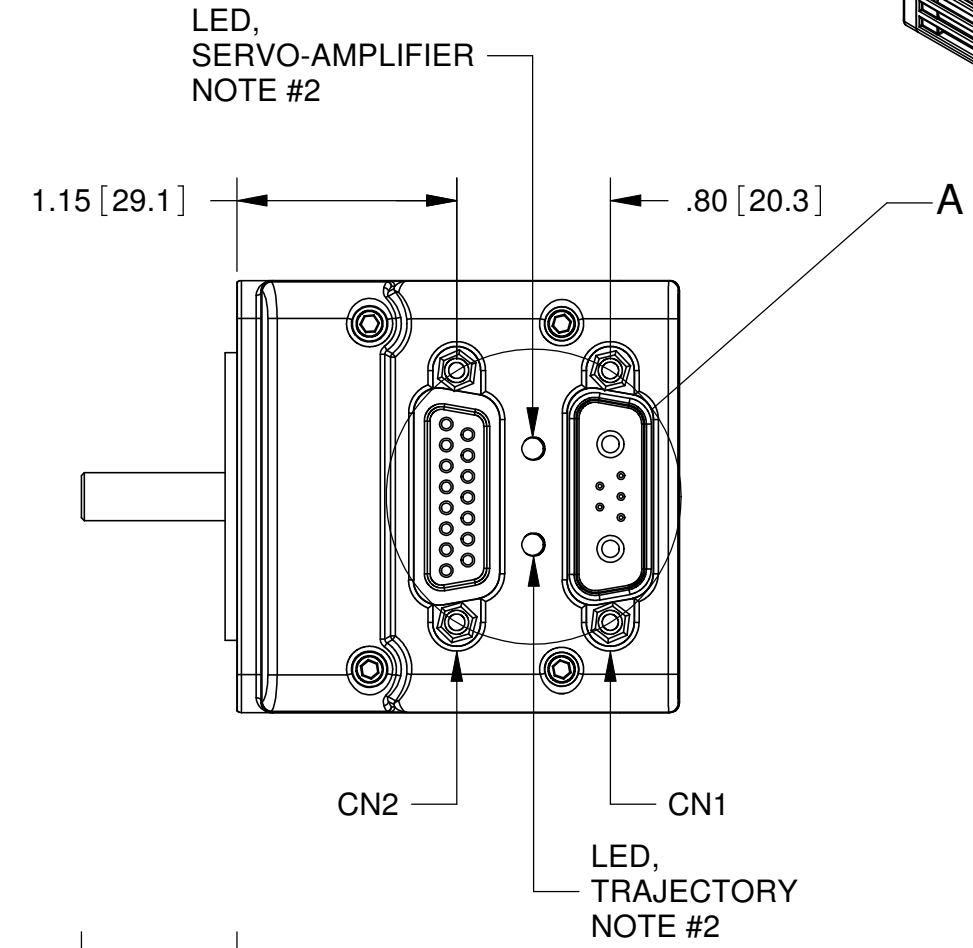
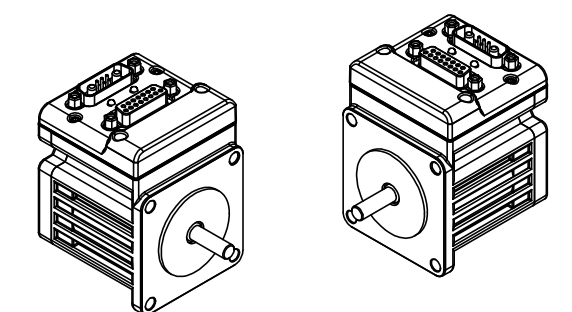


REV.	ZONE	ECO	DATE	APPROVED
A	PRELIMINARY		10/09/10	M. TRAN

- NOTES:
- DRAWING APPLIES TO THE FOLLOWING SMARTMOTOR WITH PART NUMBERS:
SM23165D SM23165D-DE
SM23165DT SM23165DT-DE
 - LED, SERVO-AMPLIFIER:
 - CLEAR = CONTROLLER POWER NOT AVAILABLE
 - RED = FAULT
 - FLASH GREEN = DRIVE (AMPLIFIER) IS OFF
 - GREEN = DRIVE (AMPLIFIER) IS ON
 - LED, TRAJECTORY
 - CLEAR = NOT IN CONTROLLED TRAJECTORY (DEFAULT STATE)
 - GREEN = IN CONTROLLED TRAJECTORY (CLOSE LOOP MOTION)
 - FOR -DE OPTION, DRIVE POWER AND CONTROLLER POWER ARE ON SEPARATE PINS. MUST PROVIDE POWER TO CONTROLLER AND DRIVE POWER TO OPERATE. SEE TABLE CN2 BELOW FOR PIN ASSIGNMENT.
 - DIMENSIONS IN [] ARE mm.
 - RECOMMENDED BOLTING SCREW SIZE TO BE 10-32 OR M5, SOCKET CAP.



CN2 : 15PIN D-SUB FEMALE CONNECTOR

PIN #	NAME	FUNCTIONS			
		Default Function	Secondary Function	Digital I/O	Analog Input (10bit Res)
1	I/O A	External Encoder A Input	Step Input	5V TTL	0 to 5V
2	I/O B	External Encoder B Input	Direction Input	5V TTL	0 to 5V
3	I/O C	Positive Limit Input		5V TTL	0 to 5V
4	I/O D	Negative Limit Input		5V TTL	0 to 5V
5	I/O E	NA	RS485 A (+)	5V TTL	0 to 5V
6	I/O F	NA	RS485 B (-)	5V TTL	0 to 5V
7	I/O G	G-Synchronization	RS485-ISO Adaptor Data Flow Control	5V TTL	0 to 5V
8	ENC A OUT	Encoder A Output			
9	ENC B OUT	Encoder B Output			
10	RS232 Tx	RS232 Transmit			
11	RS232 Rx	RS232 Receive			
12	+5Vdc OUT	+5Vdc Supply Out			
13	GND	Signal GND			
14	POWER GND	POWER GND	For -DE Option, Pin 15 is Control power (20V to 48V) and Pin 14 is PWR GND. *PIN 15 is not connected to A1.		
15	POWER	POWER			

CN1 : 7PIN COMBO D-Sub Male Connector

PIN #	NAME	FUNCTIONS	Ties to CN2, PIN #
1	I/O G	G-Synchronization	7
2	+5V dc OUT	+5Vdc Output	12
3	RS232 Tx	RS232 Transmit	10
4	RS232 Rx	RS232 Received	11
5	GND	Signal GND	13
A1	DRIVE PWR	Drive Power (20 - 48Vdc)	15*
A2	POWER GND	POWER GND	14

CONFIDENTIAL. THE INFORMATION CONTAINED HEREIN IS THE PROPRIETY PROPERTY OF ANIMATICS CORPORATION. AND IS PROTECTED AS A TRADE SECRET. IT IS SUBMITTED FOR USE BY RECIPIENT ONLY FOR A BUSINESS PURPOSE AUTHORIZED BY ANIMATICS CORPORATION. ANY OTHER USE IS PROHIBITED. RECIPIENT AGREES TO KEEP SUCH INFORMATION CONFIDENTIAL.

MATERIAL ALUMINUM HOUSING	FINISH BLACK ANODIZED HOUSING	DRAWN M. TRAN	DATE 10/09/2010
UNLESS OTHERWISE SPECIFIED: DIMENSIONS ARE INCHES AND TOLERANCES ARE: DECIMALS: .XXX ± .015 ANGLES: .XX ± 0.25° .XX ± .03 .X ± 0.5°		INTERPRET DIMENSIONS AND TOLERANCES PER ASME Y14.5M - 1994. ALL DIMENSIONS, TOLERANCES AND ROUGHNESS APPLY AFTER FINISHING, WHEN APPLICABLE. NO BURRS ALLOWED, BREAK SHARP EDGES .01 MAX.	

Animatics Corporation

TITLE: **SM23165D AND SM23165DT SERIES**

SIZE: **C** DWG NO: **SM23165x**

DO NOT SCALE DRAWING SCALE: 1:1 SHEET: 1 OF 1